

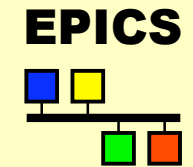
Portable Channel Access Server

Kazuro Furukawa, KEK, (2000-2004)

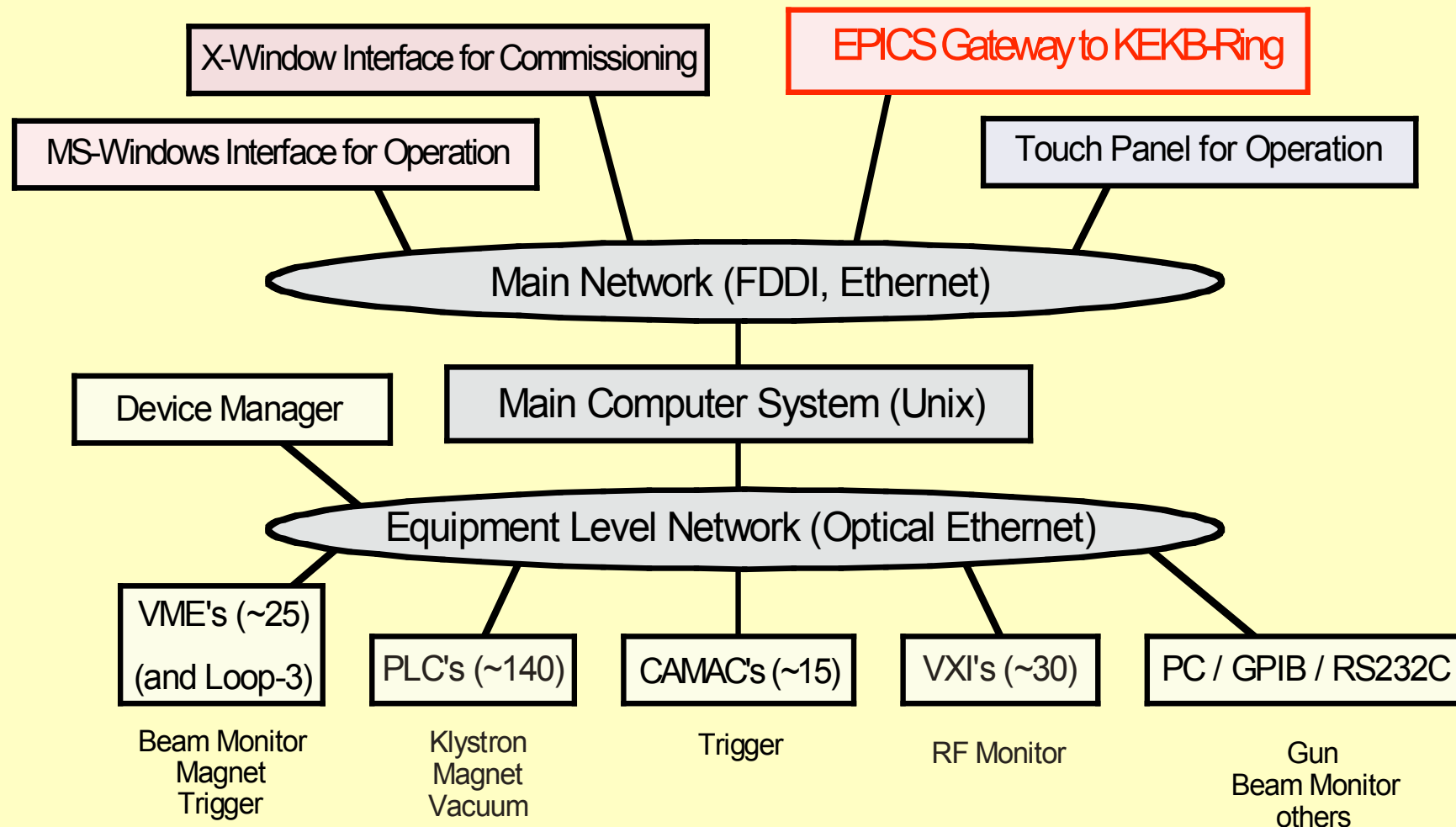
<kazuro.furukawa @ kek.jp>

(Marty Kraimer, APS, USPAS1999)

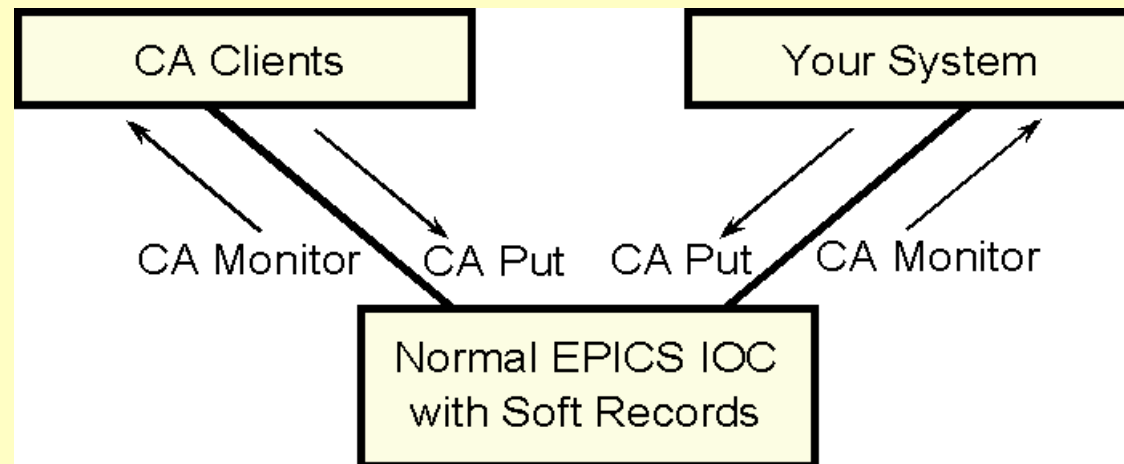
Pre-Overview

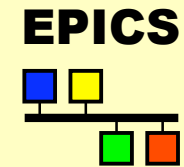


◆ Why Channel Access Server? Example: KEK Linac



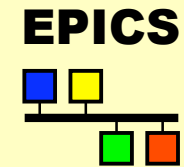
- ◆ Why Channel Access Server?
 - ◆ You may want to provide your information to the EPICS world from Platforms other than EPICS IOC's
 - ◆ You want to save/restore intermediate results on the machine other than EPICS IOC's
- ◆ There are Several Possibilities
- ◆ [1] Simple IOC Gateway - Simplest





- ◆ [2] Another Possibility on Win32 Environment
 - ◆ LANL ActiveX example
 - ◆ For Small Number of Variables
- ◆ [3] More Platforms will be Supported as IOC's (with or without Realtime Processing)
 - ◆ With 3.14 or Later
 - ◆ Not only with CA service but also with Database Processing
- ◆ [4] Portable Channel Access Server
 - ◆ Current Standard way in EPICS Base
 - ◆ Definition of Server-side API
 - ◆ IOC's will use the same common library software
 - ◆ C++ templates are provided to develop application software
 - ◆ "Channel Access Portable Server – API Tutorial" (LANL)

Overview



- ◆ What is the Portable Channel Access Server?

The Portable Server consists of a C++ library with a simple class interface.

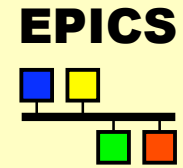
- ◆ Purpose of the Server library

Using the simple interface to the library, a developer can create a Channel Access server tool that can interact with the EPICS database as well as other applications.

- ◆ Example ca servers

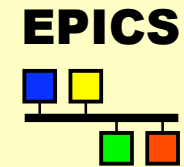
- ◆ Channel access gateway
- ◆ Directory server
- ◆ Fault logger APT HPRF
- ◆ KECK instruments
- ◆ KEKB gateway to LINAC control system
- ◆ SLAC gateway to SLAC control system
- ◆ Gateways to other control systems at DESY

Overview (cont.)

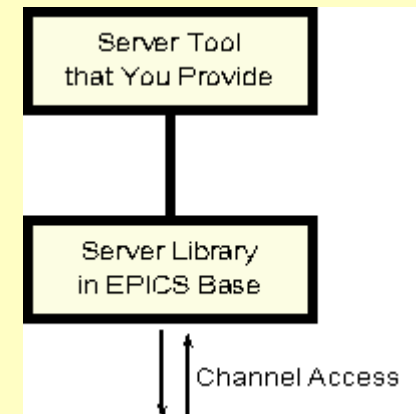


- ◆ Advantages of a Server Tool
 - ◆ Your application becomes an EPICS server tool
 - ◆ Your data become EPICS process variables
 - ◆ MEDM and other EPICS tools can interact with your application
- ◆ Talk purpose
 - ◆ Describe the server interface
 - ◆ Show simple C++ example server

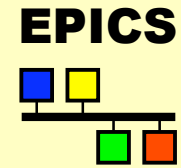
Basic Concepts



- ◆ Server Tool
 - ◆ Developer creates a channel access server tool
 - ◆ Provides interface classes and methods required by the server library
 - ◆ Server Tool Functions
 - ◆ Creates/deletes server instance
 - ◆ Responds to client requests
 - ◆ PV search
 - ◆ Attach/detach request
 - ◆ Read/write requests
 - ◆ Posts change of state events
- ◆ Server Library
 - ◆ C++ library with simple class interface
 - ◆ Calls the C++ server interface functions
 - ◆ Developer only needs to know server interface
 - ◆ Hides complexity of channel access
 - ◆ Available in EPICS base
 - ◆ Runs on Unix, WIN32, and VMS

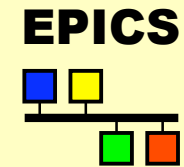


Basic Concepts (cont.)



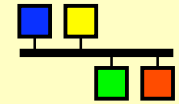
- ◆ Process Variable (PV)
 - ◆ Variable which server tool keeps track of
 - ◆ Server tool provides clients with current value when requested (read request)
 - ◆ Server tool changes current value upon client request (write request)
 - ◆ Server tool can inform client when the current value changes (monitoring)
 - ◆ Has attributes (e.g. alarm limits, operating range) which server tool keeps track of
- ◆ Channel
 - ◆ A connection between a client and a PV
 - ◆ Each client establishes a separate connection to the PV

C++ *Server Interface*



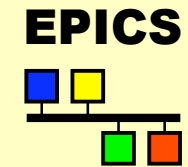
- ◆ 9 classes comprise the Portable Server API
 - ◆ Server class, caServer
 - ◆ Process variable class , casPV
 - ◆ pvExistReturn
 - ◆ pvAttachReturn
 - ◆ Channel class, casChannel
 - ◆ casAsyncPVExistIO
 - ◆ casAsyncCreatePVIO
 - ◆ casAsyncReadIO
 - ◆ casAsyncWriteIO.
- ◆ The first four classes are required to implement the server tool
- ◆ The channel class and the asynchronous IO classes can be used to add more functionality
- ◆ Each class has several member functions which server tool must define

caServer Class



- ◆ Every server tool must include a class derived from the caServer class
- ◆ Defines maximum length of a PV name
- ◆ Defines debug level determining amount of output printed
- ◆ Determines maximum number of simultaneous IO operations allowed
- ◆ Informs the server library if a PV is associated with the server tool
- ◆ Attaches a PV when a client wishes to establish a connection
- ◆ Server tool must provide implementations of the virtual functions
 - ◆ pvExistTest()
 - ◆ pvAttach()

Example Server



◆ Server definition

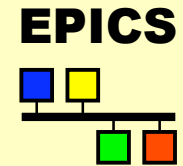
```
class myServer : public caServer
{
public:
    myServer(unsigned pvCountIn, char *nameIn);
    virtual ~myServer(void);
    virtual pvExistReturn pvExistTest(const casCtx& c,
        const char* pvname);
    virtual pvAttachReturn pvAttach(const casCtx& c,
        const char* pvname);
private:
    friend class myPV;
    myPV *mypv;
    char *pvName;
    int pvNameLength;
    gdd* value;
};
```

◆ Server creation

```
int main(int argc, char* argv[]){
    myServer* server;
    int forever=1;

    if(argc<2) {
        fprintf(stderr, "Usage: %s pvName\n", argv[0]);
        return -1;
    }
    server = new myServer(1, argv[1]);
    osiTime delay(1000u, 0u);
    while(forever) {
        fileDescriptorManager.process(delay);
    }
    return 0;
}
```

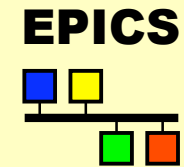
pvExistTest



```
pvExistReturn pvExistTest(const casCtx &ctx, const char  
    *pPVAliasName)
```

- ◆ Response to a client CA search
- ◆ The server tool may accept multiple PV name aliases for the same PV.
- ◆ The request is allowed to complete asynchronously (server tool uses asynchronous IO classes).
- ◆ Server tool passes ctx to asynchronous completion constructors
- ◆ Return values (class pvExistReturn)
 - ◆ `return pverExistsHere;`
Server has PV
 - ◆ `return pverDoesNotExistHere;`
Server does not know of this PV
 - ◆ `return pverAsynchCompletion;`
Deferred result

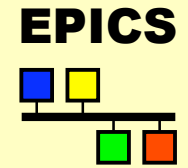
pvAttach



```
pvAttachReturn pvAttach (const casCtx &ctx,  
    const char *pPVAliasName)
```

- ◆ Called when client wishes to attach to PV
- ◆ Allowed to complete asynchronously
- ◆ Server tool must detect attempts to create a 2nd PV with the same name
- ◆ Return values (class pvAttachReturn)
 - ◆ `return pPV;`
Success (pass by pointer)
 - ◆ `return PV;`
Success (pass by ref)
 - ◆ `return S_casApp_pvNotFound;`
No PV by that name here
 - ◆ `return S_casApp_noMemory;`
No resources to create pv
 - ◆ `return S_casApp_asyncCompletion;`
Deferred completion
 - ◆ `return S_casApp_postponeAsyncIO;`
Too many simultaneous IO operations

Example Server Methods



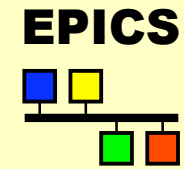
```
myServer::myServer(unsigned pvCountIn, char *nameIn)
{
    pvNameLength = strlen(nameIn);
    pvName = new char [pvNameLength+1];
    strcpy(pvName, nameIn);
    value = new gddScalar(appvalue, aitEnumFloat64);
    value->reference();
    value->put(0);
    value->setStatSevr(0,0);
    mypv = new myPV(*this, pvName);
}

pvExistReturn myServer::pvExistTest(const casCtx&,
    const char* name)
{
    if(strncmp(name, pvName, pvNameLength)==0)
        return pverExistsHere;
    return pverDoesNotExistHere;
}

pvAttachReturn myServer::pvAttach(const casCtx&, const char* name)
{
    if(strncmp(name, pvName, pvNameLength)==0) return *mypv;
    return NULL;
}

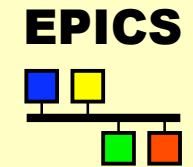
myserver::~~myserver(void)
{
    delete [] pvName;
    value->unreference();
    delete mypv;
}
```

casPV Class



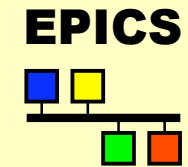
- ◆ Responds to read/write PV requests
 - ◆ Server must implement the virtual functions
 - ◆ `read()`
 - ◆ `write()`
- ◆ Responds to a request for a PV monitor
 - ◆ Server implements the virtual functions
 - ◆ `interestRegister()`
 - ◆ `interestDelete()`
 - ◆ Calls `postEvent()`
- ◆ Other important functions
 - ◆ `getName()`
 - ◆ `bestExternalType()`
 - ◆ `beginTransaction(), endTransaction()`
 - ◆ `destroy()`
- ◆ Do nothing default implementations exist.
- ◆ Server tool need not implement those functions it does not want.

Example casPV Class Definition



```
class myPV : public casPV
{
public:
    myPV(myServer& serverIn, char* nameIn);
    virtual ~myPV(void);
    virtual void destroy(void);
    virtual caStatus read(const casCtx &, gdd &prototype);
    virtual caStatus write(const casCtx &, gdd &dd);
    virtual aitEnum bestExternalType(void) const;
    virtual caStatus interestRegister(void);
    virtual void interestDelete(void);
    virtual const char *getName() const;
private:
    myServer& server;
    char *pvName;
    int interest;
};
```


Example casPV Methods



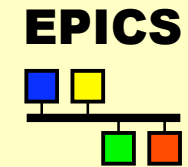
```
myPV::myPV (myServer& svrIN,char * nameIn):
    server(svrIN),interest(0)
{
    pvName = new char [strlen(nameIn)+1];
    strcpy (pvName,nameIn);
}

caStatus myPV::read(const casCtx&, gdd &dd)
{
    dd.put(server.value);
    return S_casApp_success;
}

caStatus myPV::write(const casCtx&, gdd &dd)
{
    aitFloat64 newValue;

    dd.get(&newValue, aitEnumFloat64);
    server.value->put(newValue);
    if (interest) postEvent(server.valueEventMask,*value);
    return S_casApp_success;
}
```

Example casPV Methods (cont.)



```
aitEnum myPV::interestRegister(void)
{
    interest =1;
    return S_casApp_success;
}

void myPV::interestDelete(void) { interest = 0; }

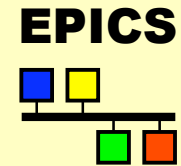
const char *myPV::getName() const { return pvName; }

aitEnum myPV::bestExternalType() const
{
    return aitEnumFloat64;
}

myPV::~~myPV(void) {delete [] pvName;}

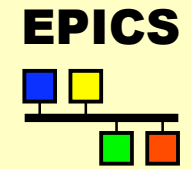
void myPV::destroy(void) { }
```

Data Types



- ◆ Channel Access client request types
 - DBR types defined in db_access.h
 - e.g. DBR_STS_CHAR, DBR_GR_DOUBLE
- ◆ EPICS database native types
 - DBF types defined in db_access.h
 - e.g. DBF_DOUBLE, DBF_STRING,...
- ◆ Server has two types which describe data
 - ◆ Architecture Independent Type (AIT) defined in aitTypes.h
 - ◆ aitInt8 aitUInt8 aitInt16
 - ◆ aitUInt16 aitFloat32 aitFloat64
 - ◆ aitEnum16 aitIndex aitPointer
 - ◆ aitStatus
 - ◆ Application type defined in gddAppTable.h
 - ◆ e.g. precision, limits, status
- ◆ GDD library converts data from one type to another

Writing Your Own Server Tool



- ◆ Next steps
 - ◆ Try existing samples
 - ◆ Study sample code
 - ◆ Study casdef.h
 - ◆ Read documentation

On-line documents at LANL

- ◆ Portable Server Tutorial
- ◆ Portable Server Reference
- ◆ A Server-Level API for EPICS (paper)
- ◆ Channel Access Server Update (slides)