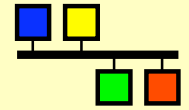


KEK

EPICS

Seminar

EPICS



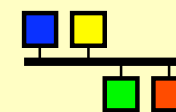
Writing Channel Access Clients

Kazuro Furukawa, KEK

(Marty Kraimer, APS, USPAS1999)

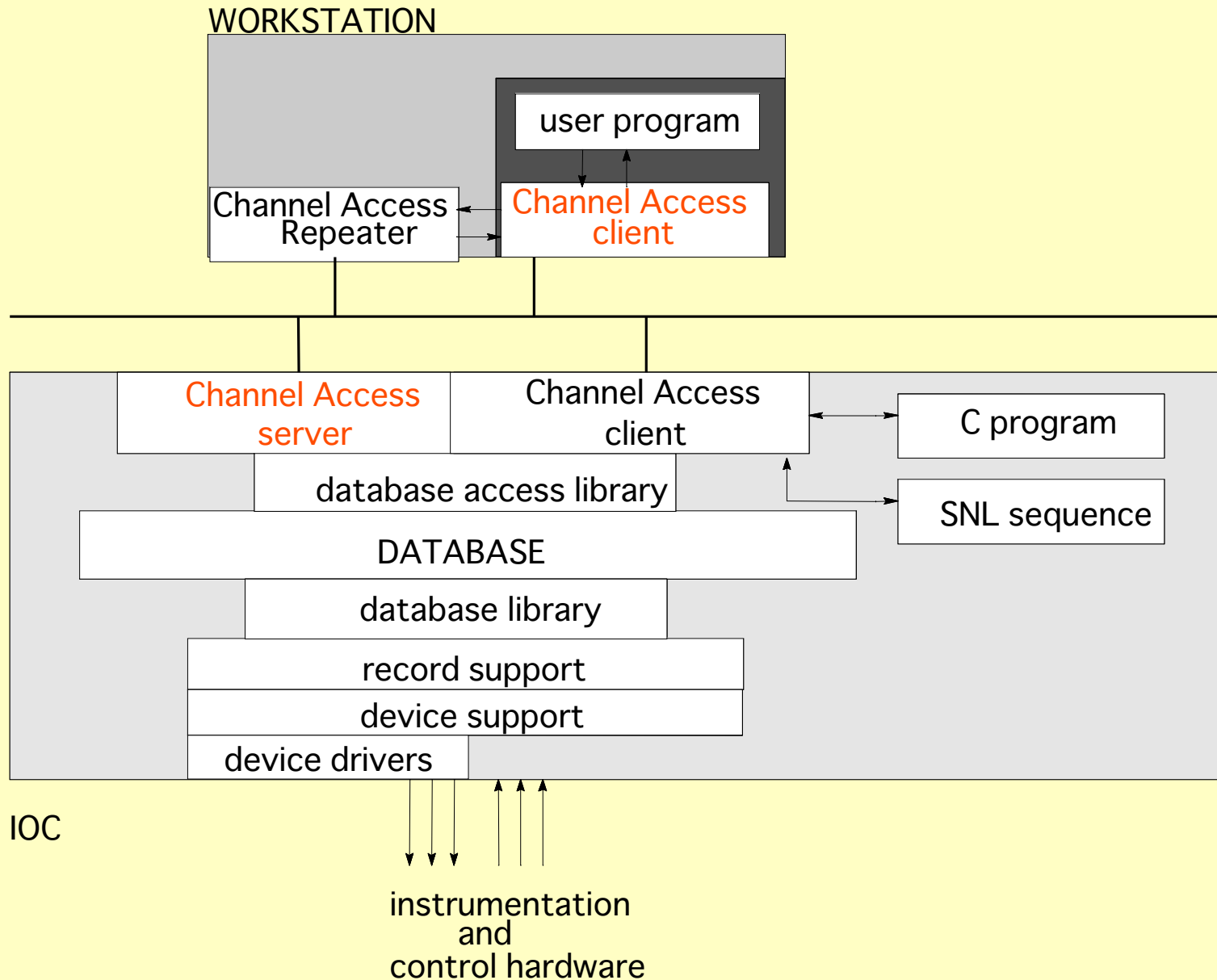
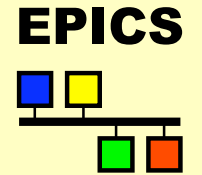
(Bob Dalesio, LANL, USPAS2003)

References

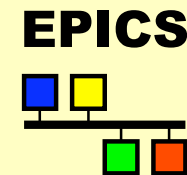


- ◆ EPICS R3.12 / R3.14 Channel Access Reference Manual
詳細なドキュメント
- ◆ cdef.h caerr.h - CA の基本インターフェースの記述
- ◆ db_access.h
データの定義、分かりにくいがロバストなソフトウェアを書くため
には重要
- ◆ LANL にあるチュートリアルも分かりやすい
EPICS Web ページからたどることができる

CA between IOC and OPI



Overview of Talk



◆ クライアントソフトウェアの例題の紹介

CA API/Macro の簡単な使用例

CA Callback の使用例

(db_access.h の詳細は省く)

SEVCHK

```
SEVCHK(<function call>,"message")
```

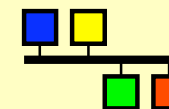
リターンコードを検査する Macro

もしエラーがあればメッセージを表示して終了する

以下の使用例で使う、試験には便利

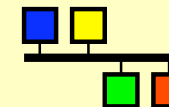
実用ソフトウェアでは使用するべきではない

Very Simple Example



```
/*caSimpleExample.c*/
#include <stddef.h>
#include <stdlib.h>
#include <stdio.h>
#include <string.h>
#include "cadedf.h"
main(int argc, char **argv)
{
    double      data;
    chid mychid;
    if(argc != 2) {
        fprintf(stderr, "usage: caExample pvname\n");
        exit(1);
    }
    SEVCHK(ca_task_initialize(), "ca_task_initialize");
    SEVCHK(ca_search(argv[1], &mychid), "ca_search failure");
    SEVCHK(ca_pend_io(5.0), "ca_pend_io failure");
    SEVCHK(ca_get(DBR_DOUBLE, mychid, (void *)&data), "ca_get failure");
    SEVCHK(ca_pend_io(5.0), "ca_pend_io failure");
    printf("%s %f\n", argv[1], data);
    return(0);
}
```

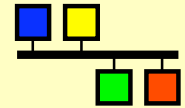
caExample



```
/*from stdin read list of PVs to monitor*/
#include <stddef.h>
#include <stdlib.h>
#include <stdio.h>
#include <string.h>
#include <cadef.h>
#define MAX_PV 1000
#define MAX_PV_NAME_LEN 40
typedef struct{
    char          value[20];
    chid          mychid;
    evid          myevid;
} MYNODE;
```

- ◆ Channel Access に関する宣言等
- ◆ Stdin から Process Variable (Record) 名のリストを読み込み、処理を行う例題

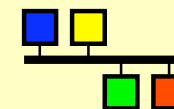
CA macros



```
static void printChidInfo(chid chid, char *message)
{
    printf("\n%s\n", message);
    printf("pv: %s  type(%d) nelements(%d) host(%s)",
        ca_name(chid), ca_field_type(chid),
        ca_element_count(chid),
        ca_host_name(chid));
    printf(" read(%d) write(%d) state(%d)\n",
        ca_read_access(chid), ca_write_access(chid),
        ca_state(chid));
}
```

- ◆ chid (Channel ID) を指定すると次の情報が取得できる
 - ◆ ca_name - name
 - ◆ ca_field_type - type as defined in db_access.h
 - ◆ ca_element_count - array size (1 for scalars)
 - ◆ ca_host_name - INET name of host
 - ◆ ca_read_access - Is read access allowed
 - ◆ ca_write_access - Is write access allowed
 - ◆ ca_state - connected, not connected, etc.

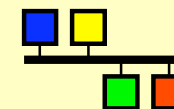
exception/connection callbacks



```
static void exceptionCallback(  
    struct exception_handler_args args)  
{  
    chid chid = args.chid;  
    MYNODE      *pnode = (MYNODE *)ca_puser(chid);  
    long type = args.type; /*type of value returned*/  
    long count = args.count;  
    long stat = args.stat;  
    printChidInfo(chid, "exceptionCallback");  
    printf("type(%d) count(%d) stat(%d)\n", type, count, stat);  
}  
static void connectionCallback(struct connection_handler_args args)  
{  
    chid chid = args.chid;  
    MYNODE      *pnode = (MYNODE *)ca_puser(chid);  
    printChidInfo(chid, "connectionCallback");  
}
```

- ◆ exceptionCallback
 - ◆ 以下の callback 以外のイベントが起きた場合に呼ばれる
 - ◆ loc で発生した Error など
- ◆ connectionCallback
 - ◆ connect/disconnect が発生する毎に呼ばれる

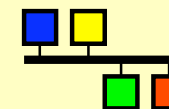
accessRightsCallback



```
static void accessRightsCallback(  
    struct access_rights_handler_args args)  
{  
    chid      chid = args.chid;  
    MYNODE   *pnode = (MYNODE *)ca_puser(chid);  
    printChidInfo(chid, "accessRightsCallback");  
}
```

- ◆ Connect 時
- ◆ access rights が変更になった時

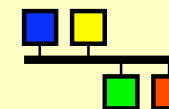
eventCallback



```
static void eventCallback(  
    struct event_handler_args eha)  
{  
    chid      chid = eha.chid;  
    MYNODE   *pnode = (MYNODE *)ca_puser(chid);  
    long     type = eha.type;  
    long     count = eha.count;  
    if(eha.status!=ECA_NORMAL) {  
        printChidInfo(chid,"eventCallback");  
    } else {  
        char *pdata = (char *)eha.dbr;  
        printf("Event Callback: %s = %s\n",  
            ca_name(eha.chid),pdata);  
    }  
}
```

- ◆ Monitor のイベントが発生した時

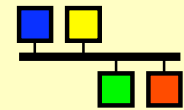
main - start



```
main()
{
    int          npv = 0;
    MYNODE      *pnode;
    MYNODE      *pmynode[MAX_PV];
    char        *pname[MAX_PV];
    int         i, status;
    char        tempStr[MAX_PV_NAME_LEN];
    char        *pstr;
    while(1) {
        if(npv >= MAX_PV ) break;
        pstr = fgets(tempStr,MAX_PV_NAME_LEN,stdin);
        if(!pstr) break;
        if(strlen(pstr) <=1) continue;
        pstr[strlen(pstr)-1] = '\\0'; /*strip off newline*/
        pname[npv] = calloc(1,strlen(pstr) + 1);
        strcpy(pname[npv],pstr);
        pmynode[npv] = (MYNODE *)calloc(1,sizeof(MYNODE));
        npv++;
    }
}
```

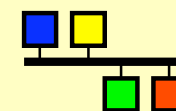
- ◆ Stdin から Process Variable (Record) 名のリストを読み込む
caExample < file

Actual CA calls



```
SEVCHK(ca_task_initialize(),
       "ca_task_initialize");
SEVCHK(ca_add_exception_event(
       exceptionCallback, NULL),
       "ca_add_exception_event");
for(i=0; i<npv; i++) {
    SEVCHK(ca_search_and_connect(
        pname[i], &pmynode[i]->mychid,
        connectionCallback, &pmynode[i]),
        "ca_search_and_connect");
    SEVCHK(ca_replace_access_rights_event(
        pmynode[i]->mychid,
        accessRightsCallback),
        "ca_replace_access_rights_event");
    SEVCHK(ca_add_event(DBR_STRING,
        pmynode[i]->mychid, eventCallback,
        pmynode[i], &pmynode[i]->myevid),
        "ca_add_event");
}
/* 正常動作時にはこれ以下には到達しない */
SEVCHK(ca_pend_event(0.0), "ca_pend_event");
ca_task_exit();
}
```

Start and End



- ◆ `ca_task_initialize`

`ca_repeater` との接続などの処理
(connection management)

- ◆ `ca_add_exception_event`

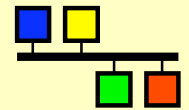
CA に異常が起こった場合の処理を行うために Callback
を指定しておく

- ◆ {その他の Code}

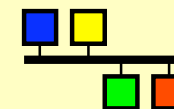
- ◆ `ca_task_exit`

CA に関連して確保した資源を解放する

Search



- ◆ `ca_search_and_connect(name, pchid, connectionCallback, userarg)`
`ca_replace_access_rights_event(chid, accessRightsCallback)`
 - ◆ 要求は Buffer がいっぱいになるか `ca_pend` or `ca_flush` が実行されるまで Buffer される
 - ◆ UDP ブロードキャストで Process Variable を探索要求を出す
 - ◆ (`EPICS_CA_AUTO_ADDR_LIST` が YES または未設定の場合)
 - ◆ サブネット上の IOC はその Process Variable を収容していれば、要求に答える
 - ◆ Process Variable を収容している IOC に対して TCP 接続を確立する
 - ◆ `connectionCallback` は接続状態が変化すると呼ばれる
 - ◆ `accessRightsCallback` は Access Right が変更されると呼ばれる
 - ◆ `chid` に対して対応する `userarg` を使うことができる



- ◆ Puts - 多数のバリエーションがある

- ◆ `ca_array_put(type, count, chid, pvalues)`

- ...

- `ca_flush_io()`

- Calls are buffered until: buffer full, `ca_flush`, or `ca_pend`.

- ◆ `ca_put_callback(type, count, chid, pvalue, putCallback, userarg)`

- putCallback called after all records processed because of put complete processing.

- ◆ Gets - 同様に多数のバリエーションがある

- ◆ `ca_array_get(type, count, chid, pvalues)`

- ...

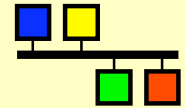
- `ca_pend_io(timeout)`

- ◆ `ca_array_get_callback(type, count, chid, getCallback, userarg)`

- ...

- `ca_pend_event(timeout)`

I/O continued



◆ Monitors - 多数のバリエーションがある

- ◆ `ca_add_masked_array_event(type, count, chid, eventCallback, userarg, pevid, mask)`

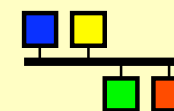
Call this once for each channel to be monitored.

Mask allows value changes, alarm changes, archival changes

- ◆ ...
- ◆ `ca_pend_event(timeout)`

Waits at least timeout seconds

Waiting



- ◆ `ca_flush_io()`
通常 `ca_pend` から呼ばれる
udp/tcp の Buffer を送り出す
- ◆ `ca_pend_io(timeout)`
`ca_flush_io` を呼ぶ。未処理の `ca_gets` や `ca_search` が終了するか、`timeout` になるまで待つ
- ◆ `ca_pend_event(timeout)`
イベントが発生するか `timeout` になるまで待つ
- ◆ `timeout`
 - ◆ 0 は無限に待つという意味
 - ◆ .0001 などの短い時間を指定すれば、polling を行うことに使える

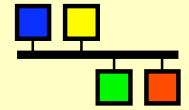
KEK

EPICS

Seminar

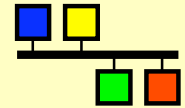
CA with X

EPICS



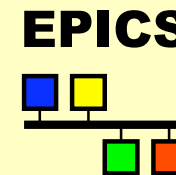
- ◆ Channel Access uses `select()` to wait.
- ◆ File Descriptor Manager can be used.
- ◆ Channel access provides `ca_add_fd_registration`
- ◆ X provides similar facility

db_access.h



- ◆ Describes the data CA can transfer
- ◆ Hard to understand and use
- ◆ Provides access to
 - ◆ data types:
 - string, char, short, long, float, double
 - ◆ status, severity, time stamp
 - ◆ arrays
 - ◆ enums (in ioc both menus and DBF_ENUM fields)
 - ◆ complete set of enum choices
 - ◆ control, display, alarm limits
 - ◆ Alarm Acknowledgment

ezCa - Easy Channel Access



◆ Goals

- ◆ Easy to use.
- ◆ Provide non-callback synchronous model.

◆ Data Types

- ◆ `ezcaByte`, `ezcaString`, `ezcaShort`, `ezcaLong`, `ezcaFloat`,
`ezcaDouble`

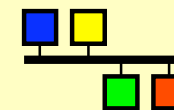
◆ Basic Calls

- ◆ `int ezcaGet(pvname, type, nelem, buff)`
- ◆ `int ezcaPut(pvname, type, nelem, buff)`
- ◆ `int ezcaGetWithStatus(pvname, type, nelem, buff, time, stat, sevr)`

◆ Synchronous Groups

- ◆ `int ezcaStartGroup(void)`
- ◆ any combination of get and put
- ◆ `int ezcaEndGroup(void)`

ezCa continued



◆ Error Handling

- ◆ `ezcaPerror (message)`
- ◆ `ezcaGetErrorString (message, errorstring)`
- ◆ `ezcaFreeErrorString (errorstring)`

◆ Other Groupable Functions

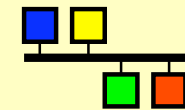
- ◆ `int ezcaGetControlLimits (pvname, type, low, high)`
- ◆ `int ezcaGetGraphicLimits (pvname, type, low, high)`
- ◆ `int ezcaGetNelem (pvname, nelem)`
- ◆ `int ezcaGetPrecision (pvname, precision)`
- ◆ `int ezcaGetStatus (pvname, time, stat, sevr)`
- ◆ `int ezcaGetUnits (pvname, units)`

◆ Monitor Functions

- ◆ `int ezcaSetMonitor (pvname, type)`
- ◆ `int ezcaClearMonitor (pvname, type)`
- ◆ `int ezcaNewMonitor (pvname, type)`

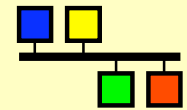
◆ Others

Starting Your Practice



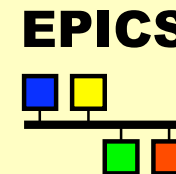
- ◆ mkdir test1
- ◆ cd test1
- ◆ setenv HOST_ARCH
`\$EPICS_BASE/./startup/HostArch`
 - ◆ HOST_ARCH=`\$EPICS_BASE/./startup/HostArch`
 - export HOST_ARCH
- ◆ (USER=`whoami` ; export USER)
- ◆ makeBaseApp.pl -t simple test1
- ◆ cd test1App/src
- ◆ create source code
- ◆ edit Makefile.Host
- ◆ gmake (make)
 - ◆ Souce file **が一つ** (xxxx.c) **であれば、**
 - ◆ cd 0.linux (or 0.solaris, etc)
 - ◆ make xxxx
 - ◆ gmake caExample
 - ◆ caExample ffred

Practice Explanation 1



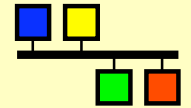
- ◆ `HOST_ARCH=`$EPICS_BASE/./startup/HostArch``
`export HOST_ARCH`
assigning a platform name for EPICS software
(backquotes around “\$EPICS ... HostArch” mean
“execute it and use the result”)
- ◆ `USER=`whoami` ; export USER`
assigning a user name for EPICS software
- ◆ `mkdir test1 ; cd test1`
making directory for our test
and going into it
- ◆ `makeBaseApp.pl -t example test1`
creating environment (directory and config files)
for a new EPICS application
see the manual “EPICS IOC Applications Building
and Source Release Control”

Practice Explanation 2



- ◆ `cd test1App/src`
- ◆ 適当な単純な sample code を作る
- ◆ `gmake (make)`
makeBaseApp.pl が用意した Makefile に従って EPICS 環境を準備する
- ◆ `cd 0.linux ; gmake xxxx`
もしも Makefile.Host を適当に変更してあればこの Step は必要ない
- ◆ `xxxx`
プログラムを実行してみる

Data Type Conversions in Channel Access



DBR

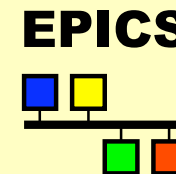
`_STRING, _DOUBLE, _FLOAT, _LONG, _CHAR, _ENUM`

Data type conversions are performed in the server

Endian and floating point conversions are done in the client

Polite clients requests data in native type and perform necessary conversion on the client side

Accessing Composite Data Structures

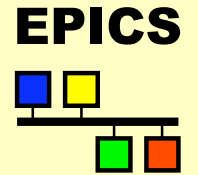


Many fields are fetched from the data store in one access:

```
struct dbr_ctrl_float    data;
struct dbr_ctrl_float    *pdata = &data;
ca_get(DBR_CTRL_FLOAT,mychid,(void *)pdata);
printf(“%d %d\n”,pdata->status, pdata->severity);
printf(“%d %d\n”,pdata->stamp.secPastEpoch, pdata->stamp.nsec);
printf(“%f %f\n”,pdata->high_display_limit,pdata->low_display_limit);
printf(“%f %f\n”,pdata->high_warning_limit,pdata->low_warning_limit);
printf(“%f %f\n”,pdata->high_alarm_limit,pdata->low_alarm_limit);
printf(“%f %f\n”,pdata->high_control_limit,pdata->low_control_limit);
printf(“%f %s\n”,pdata->value, pdata->units);
```

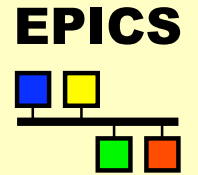
*Refer to db_access.h for structures...

Error Checking



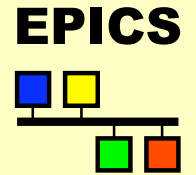
- ◆ Error codes and error related macros are in caerr.h
- ◆ SEVCHK will exit on errors it deems irrecoverable
- ◆ ECA_NORMAL means the exchange was initiated successfully
- ◆ SEVCHK exit behavior can be replaced with your own exception handler
ca_add_exception_event(.....)
- ◆ example:
status = ca_array_put(data_type,channel_id,pvalue);
SEVCHK(status,"additional info in error message");

Caching vs. Queuing



- ◆ An event handler can either take its actions in the event handler -
 - queuing
 - all data is handled
 - degradation mode is longer delays
- ◆ Place data into an intermediate buffer and have an alternate thread handle the data
 - caching
 - data can be overwritten
 - degradation mode is intermediate data is discarded
- ◆ note that buffer in IOC will overwrite the last monitor on the queue when a buffer overflows in the IOC

Channel Access Notes



- ◆ `ca_repeater` needs to be run once on each workstation
- ◆ in the database,
 - ◆ a deadband of 0 posts a monitor on any change
 - ◆ a deadband of -1 posts monitors on every scan
- ◆ R3.15 may limit monitor events
- ◆ read `caodef.h`, `caerr.h` and `db_access.h` before writing a channel access client
- ◆ it is most efficient to use native data types and handle data conversions in the client program